Electrical Characteristics

^ Ç u } o	W Œ u š Œ					

Typical Performance

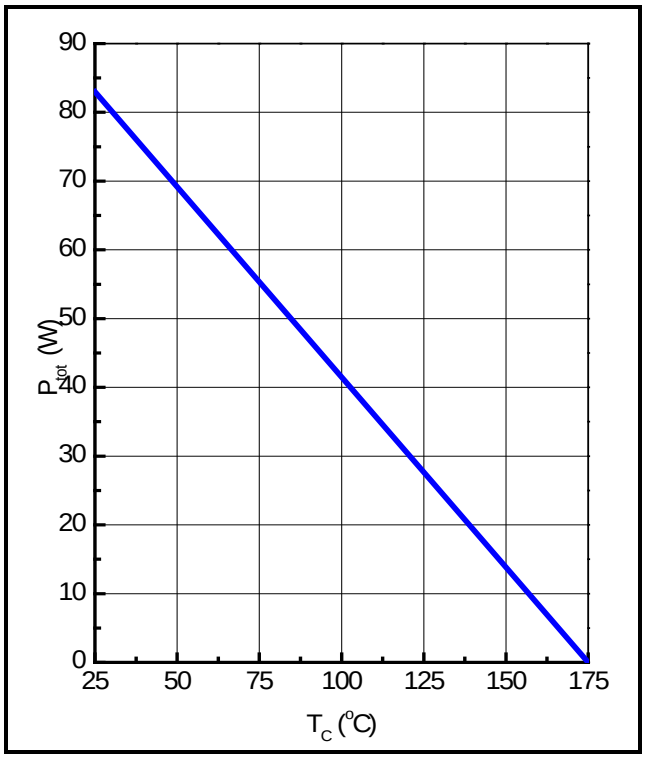

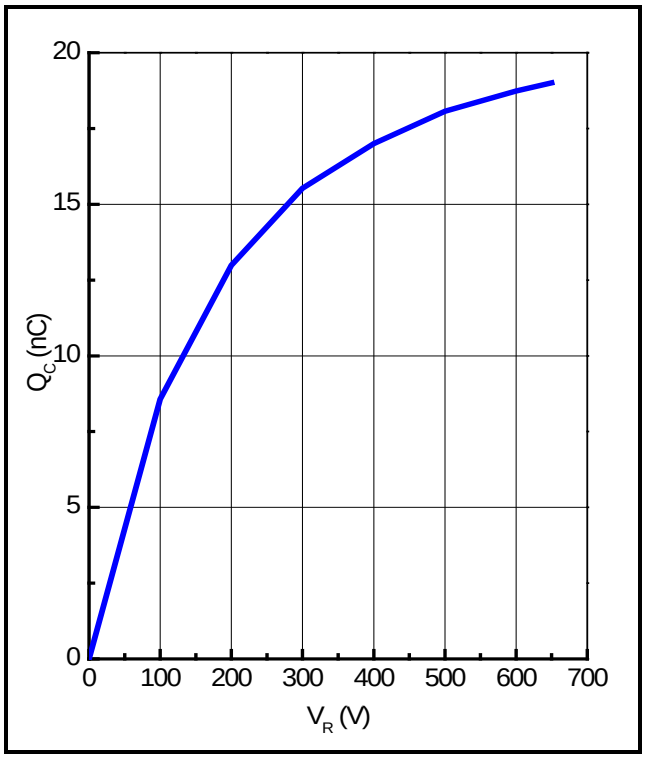

ï

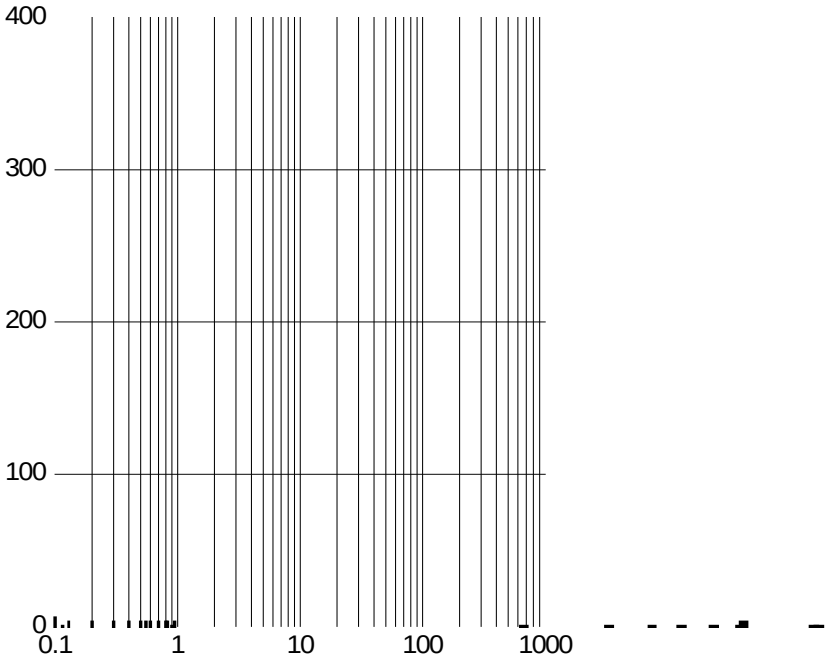

Package Dimensions

Package TO-252

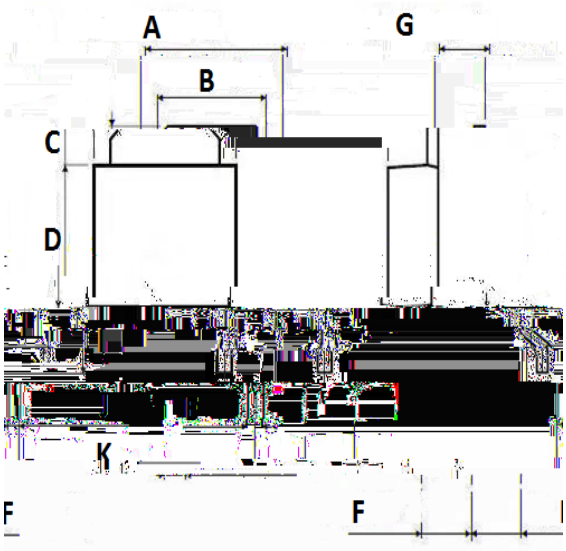

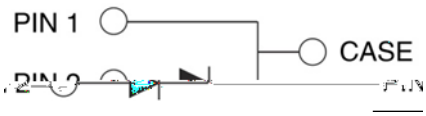

Symbol	Min. (mm)	Typ. (mm)	Max. (mm)
A	6.30	6.50	6.70
B	5.20	5.30	5.40
C	1.15	1.25	1.35
D	5.70	5.90	6.10
E	0.65	0.7	0.75
F	2.10	2.30	2.50
G	2.20	2.30	2.40
H	1.45	1.50	1.55
I	2.90	3.00	3.10
J	0.45	0.5	0.55
K	0.90	1.00	1.10

Simplified Diode Model

Equivalent IV Curve for Model

Mathematical Equation

$$V_F = V_t + I_F \times R_{diff}$$

$V_t = -0.001 \times T_j + 0.99$ [V]

$R_{diff} = 1.2 \times 10^{-6} \times T_j^2 + 7.2 \times 10^{-5} \times T_j + 0.46$ > @

Note:

Tj = Diode Junction Temperature In Degrees Celsius,

valid from 25°C to 175°C

I_F= Forward Current

Less than 12A

ADD: No.166 Zhengfang Middle Road, Jiangning District, Nanjing, Jiangsu Province
Contact Person: YONGYANGNAN WANG
TEL 025-68005861, 13770574989

CETC All rights reserved.