WS3A020065J

Silicon Carbide Schottky Diode

Features

- Zero Reverse Recovery Current
- Zero Forward Recovery Voltage
- Positive Temperature Coefficient on V





Electrical Characteristics

Symbol	Parameter	Typ.	Max.





Typical Performance

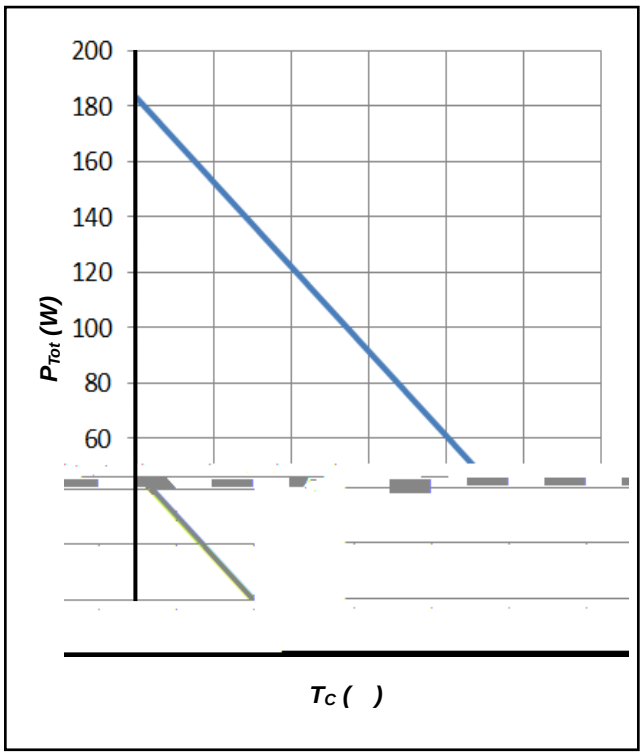

Figure 3. Power Derating

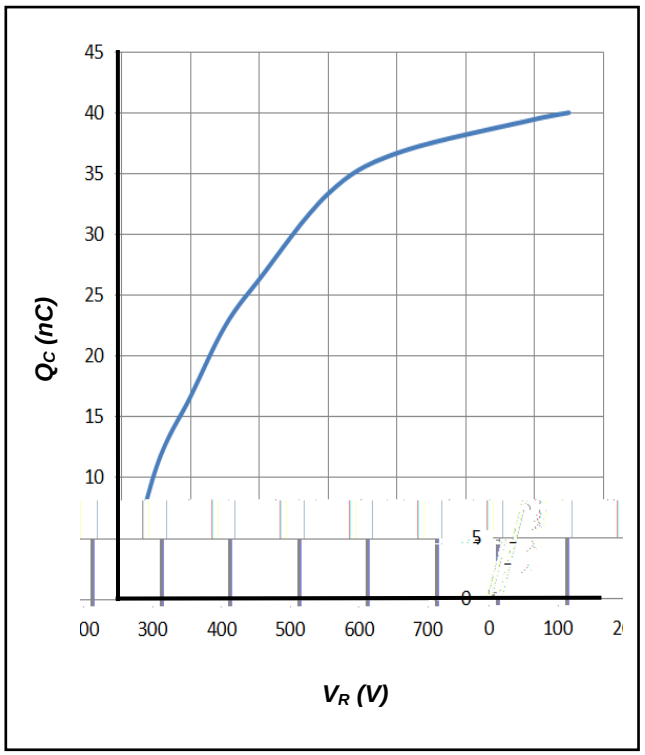

Figure 4. Total Capacitive Charge vs. Reverse Voltage

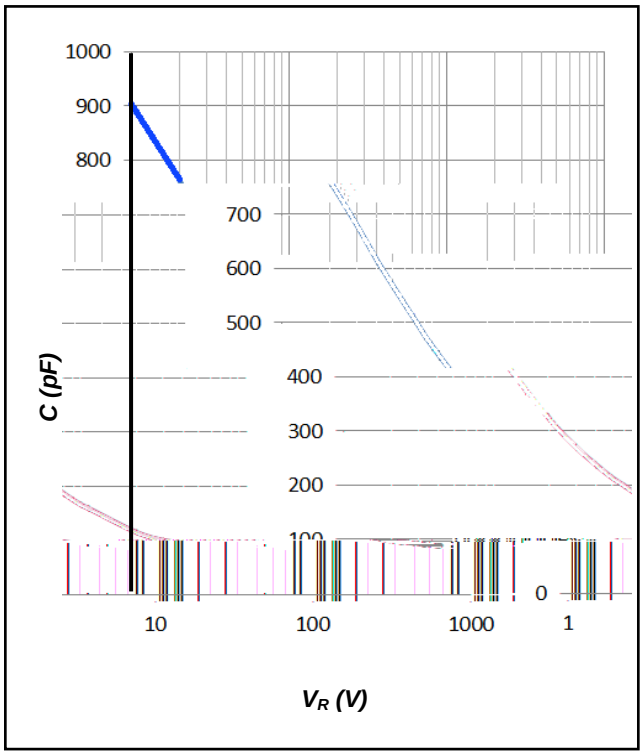

Figure 5. Total Capacitance vs. Reverse Voltage



Figure 6. Transient Thermal Impedance

Package Dimensions

Package TO-263-2

1) Before using our products, please contact our marketing managers and get the latest specifications.
2) Ongoing efforts are being made to improve the reliability and quality of the products by CETC, but the semiconductors can malfunction due to various factors.
Therefore, in order to prevent artificial damage or fire arising from failure, please take safety measures such as complying with the derating characteristics, implementing redundant and fire prevention designs, and utilizing backups and fail-
products beyond the rating specified by CETC.
3) All the information contained in this document, such as the examples of application circuits, circuit constants, is provided only to illustrate the standard usage and operations of the products. The other relevant conditions must be taken into consideration when designing circuits for mass production.
4) The information specified in this document is intended only to show the typical functions and examples of application circuits for the products. CETC does not grant you, explicitly or implicitly, any license to use or exercise intellectual property or other rights held by CETC or any other parties. CETC shall have no responsibility whatsoever for any dispute arising from the use of such technical information.
5) The products specified in this document are not designed to be radiation tolerant.
6) For use of our products in applications requiring a high degree of reliability (as exemplified below), please contact and consult with a CETC representative: transportation equipment (cars, ships, trains, etc.), primary communication equipment, traffic lights, fire/crime prevention, safety equipment, medical systems, and power transmission systems.
7) Do not use our products in applications requiring extremely high reliability, such as aerospace equipment, nuclear power control systems and submarine repeaters.
8) CETC shall not be responsible for any damages or injury caused by non-compliance with the recommended usage conditions and specifications contained in this document.
9) CETC has used reasonable care to ensure the accuracy of the information contained in this document. However,

responsibility for any damages arising from any inaccuracy or misprint of such information.
10) Please use the products in accordance with any applicable environmental laws and regulations, such as the RoHS Directive. For more details, including RoHS compatibility, please contact a CETC marketing manager. CETC
any damages or losses arising from disobedience to any relevant laws or regulations.
11) When providing our products and technologies contained in this document to other countries or regions, you must comply with the procedures and provisions stipulated by all the applicable export laws and regulations, including but not limited to the relevant laws or regulations.
12) The information contained in this document is subject to change without notice.
13) Neither part nor all of this file is allowed to be reprinted or reproduced without authorization of CETC.
14) CETC reserves the right to the final interpretation.

ADD: No.166 Zhengfang Middle Road, Jiangning District, Nanjing, Jiangsu Province
Contact Person: YONG YANG, NAN WANG
TEL 025-68005861, 13770574989

CETC All rights reserved.